

---

**CBSE Quick Revision Notes**  
**CBSE Class-11 Biology**  
**CHAPTER-14**  
**RESPIRATION IN PLANTS**

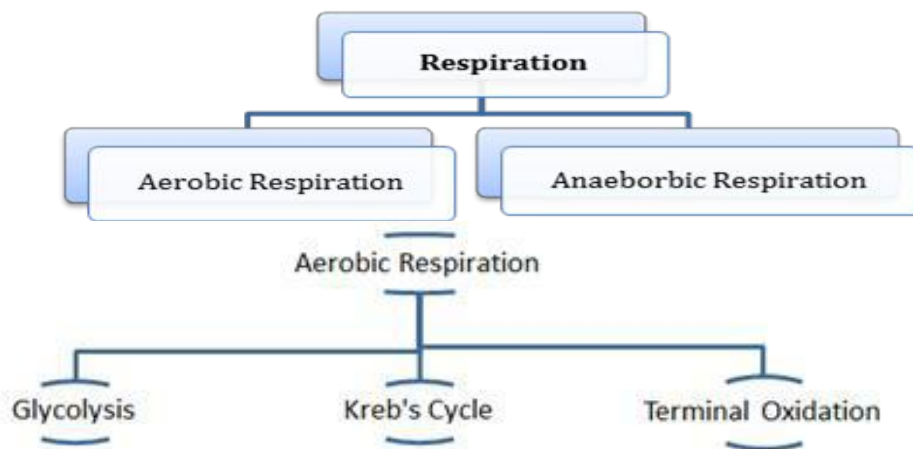
---

Respiration is an energy releasing, enzymatically controlled catabolic process which involves a step-wise oxidative breakdown of food substance inside living cells.

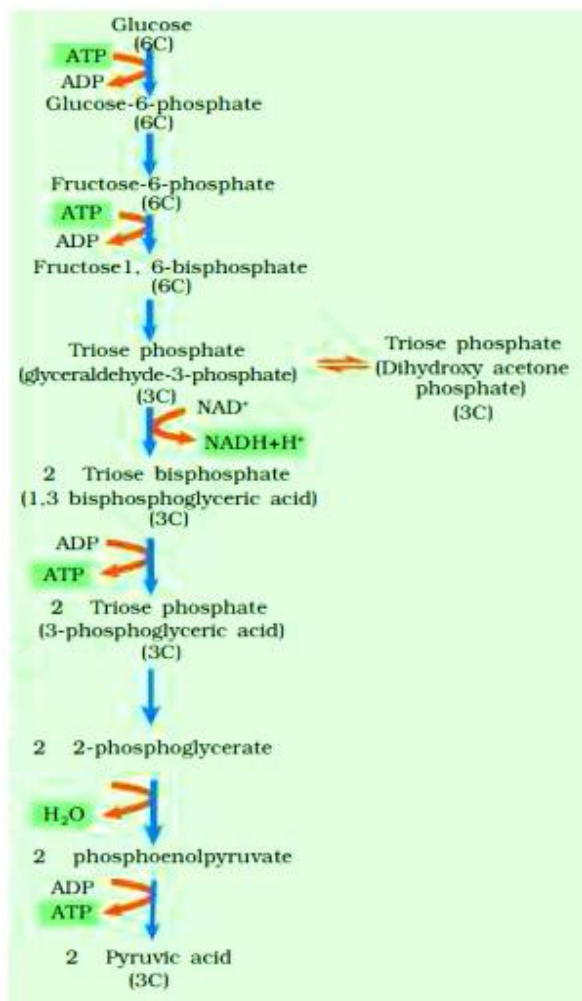


- Living organism require energy for all activities like absorption, movement, reproduction or even breathing. Energy required is obtained from oxidation of food during respiration.
- **Cellular respiration** is the mechanism of breaking down of food materials within the cell to release energy for synthesis of ATP.
- Breaking down of complex molecules takes place to produce energy in cytoplasm and in the mitochondria.
- Breaking down of C-C bond of complex compounds through oxidation within the cells leading to release of energy is called **respiration**. The compounds that get oxidized are called **respiratory substrates**.
- Energy released during oxidation is not used directly but utilized in synthesis of ATP, which is broken down when energy is required. Therefore, **ATP is called energy currency** of cells.
- The process of respiration requires oxygen. In plants oxygen is taken in by stomata, lenticels and root hairs.
- Plants can get along without respiratory organs because:
  1. Each plant part takes care of its own gas-exchange needs.
  2. Plants do not present great demands for gas exchange.
  3. Distance that gases must diffuse in large plant is not great.
  4. During photosynthesis O<sub>2</sub> is released in leaves and diffuse to other part of leaves.
- During process of respiration oxygen is utilized and carbon dioxide and water is released along with energy molecules in form of ATP.
- **Respiratory Quotient** is the ratio of the volume of carbon dioxide produced to the

volume of oxygen consumed in respiration over a period of time. RQ is equal to one for carbohydrate and less than one for protein and peptones.

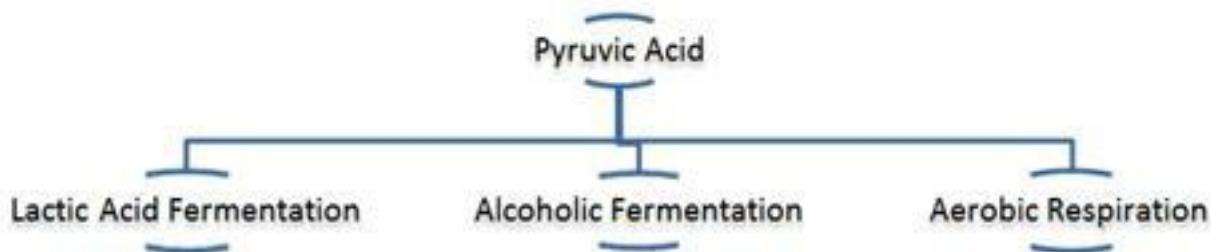


**Aerobic Respiration** is an enzymatically controlled release of energy in a stepwise catabolic process of complete oxidation of organic food into carbon dioxide and water with oxygen acting as terminal oxidant.

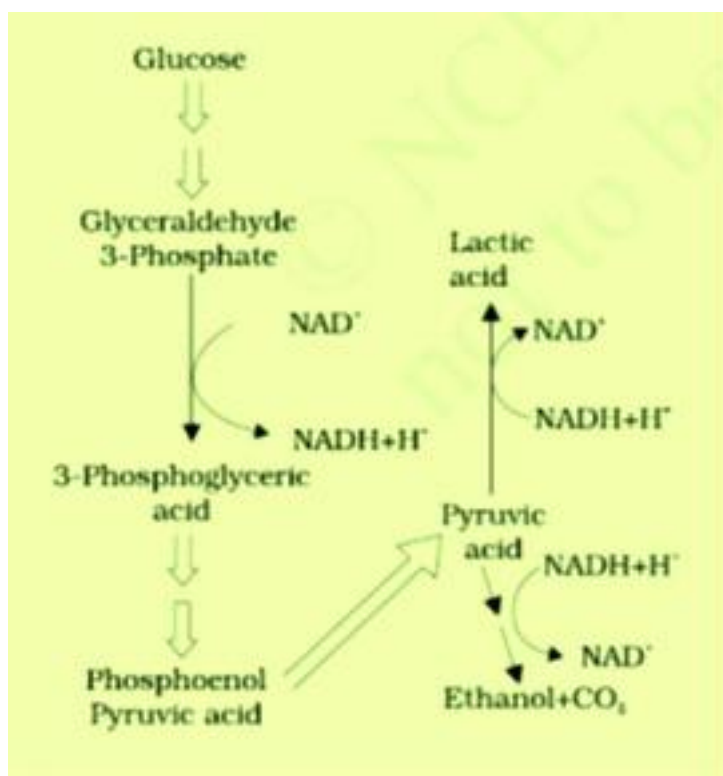


## Glycolysis

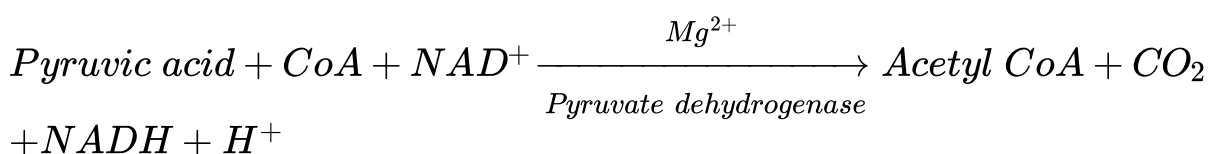
- The scheme of glycolysis is given by Gustav Embden, Otto Meyerhof, and J. Parnas. It is also called as **EMP pathway**.
- Glycolysis is the partial oxidation of glucose or similar hexose sugar into two molecules of pyruvic acid through a series of enzyme mediated reaction releasing some ATP and NADH<sub>2</sub>. It occurs in cytoplasm.
- In plants glucose is derived from sucrose or from storage carbohydrates. Sucrose is converted into glucose and fructose by enzyme *invertase*.
- Glycolysis starts with phosphorylation of glucose in presence of enzyme *hexokinase* to form Glucose-6-phosphate. One molecule of ATP is used in this process.
- In next steps Glucose-6-phosphate is converted into fructose-6-phosphate, catalysed by enzyme *phosphohexose isomerase*.
- Fructose-6-phosphate uses another molecule of ATP to form Fructose-1,6-bisphosphate in presence of enzyme *phosphofructokinase*.



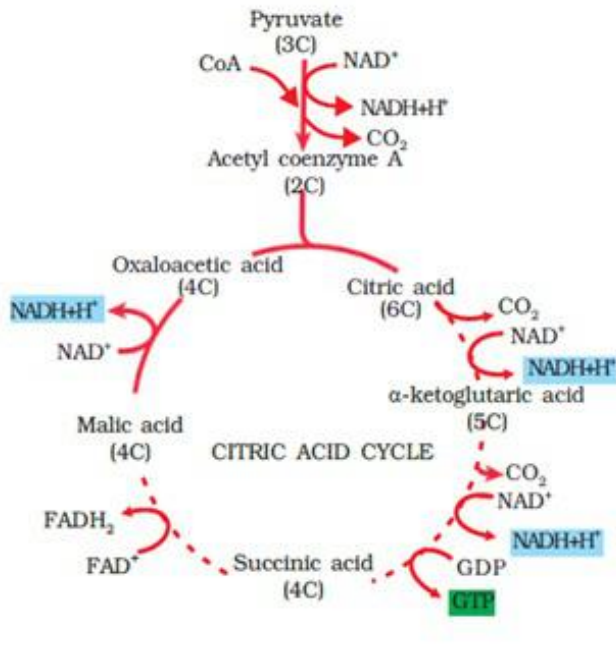
- In glycolysis two molecules of ATP are consumed during double phosphorylation of glucose to fructose 1,6-bisphosphate. Two molecules of NADPH<sub>2</sub> are formed at the time of oxidation of glyceraldehyde 3-phosphate to 1,3-bisphosphoglycerate. Each NADH is equivalent to 3ATP, so that **net gain in glycolysis is 8 ATP**.
- Pyruvic acid is the key product of glycolysis, further breakdown of pyruvic acid depends upon the need of the cell.
- In animal cells, like muscles during exercise, when oxygen is insufficient for aerobic respiration, pyruvic acid is reduced to **Lactic acid** by enzyme lactate dehydrogenase due to reduction by NADH<sub>2</sub>.



- In fermentation by yeast, pyruvic acid is converted to ethanol and CO<sub>2</sub>. The enzyme involved is pyruvic acid decarboxylase and alcohol dehydrogenase catalyse this reaction.
- In both lactic acid fermentation and alcohol fermentation very less amount of energy is released.
- Yeasts poison themselves to death if concentration of alcohol reaches above 13%.
- Final product of glycolysis, pyruvate is transported from the cytoplasm into mitochondria for further breakdown.
- Oxidation of Pyruvate to Acetyl-CoA is done to produce CO<sub>2</sub> and NADH. The reaction catalyzed by pyruvic dehydrogenase requires the participation of several Coenzymes including NAD<sup>+</sup>.

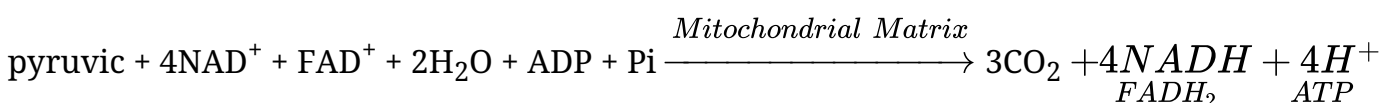


- The Acetyl CoA enters a cyclic pathway called TCA cycle or **Kreb's cycle**.



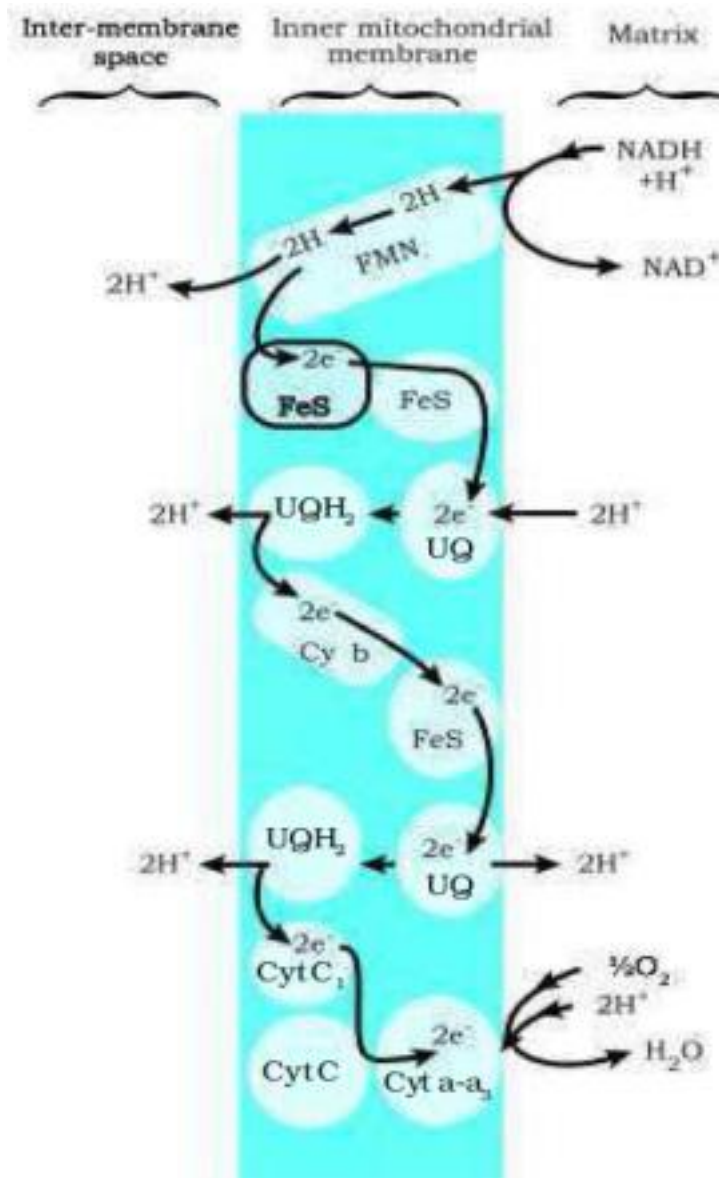
## Tricarboxylic Acid Cycle/Krebs Cycle

- TCA cycle was discovered by Hans Krebs in 1940. This cycle is called TCA cycle because initial product is citric acid.
- Acetyl CoA combine with OAA ( Oxaloacetic acid) and water to yield **citric acid** in presence of enzyme citrate synthase to release CoA.
- Citrate is then isomerised to **isocitrate**. It is followed by two successive steps of decarboxylation, leading to the formation of **α-ketoglutaric acid** and then **succinyl-CoA**.
- In the remaining steps, succinyl-CoA is oxidised to OAA allowing the cycle to continue.
- There are three points in the cycle where NAD<sup>+</sup> is reduced to NADH<sub>2</sub> and one point where FAD<sup>+</sup> is reduced to FADH<sub>2</sub>.
- A molecule of glucose produces two molecules of  $NADH_2$ , 2ATP and two pyruvate while undergoing glycolysis. The two molecules of pyruvate are completely degraded in Krebs cycle to form two molecules of ATP,  $8NADH_2$  and  $2FADH_2$ .



**Terminal Oxidation** is the name of oxidation found in aerobic respiration that occurs towards end of catabolic process and involves the passage of both electrons and protons of

reduced coenzyme to oxygen to produce water.



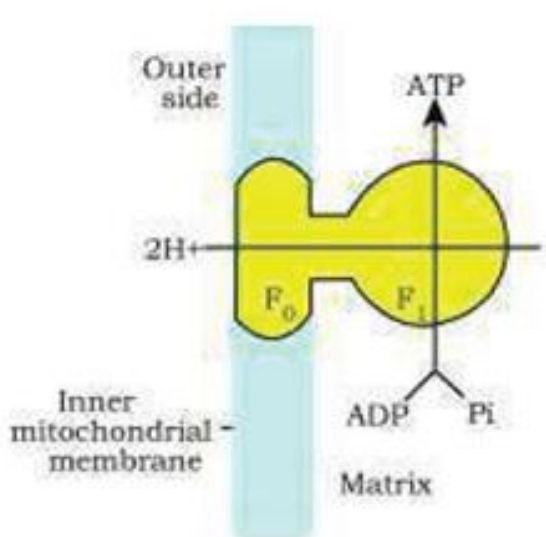
## Electron Transport Chain

- The metabolic pathway through which the electron passes from one carrier to another inside the inner mitochondrial membrane is called **ETC or mitochondrial respiratory chain**.
- Electrons from NADH produced during citric acid cycle are oxidized by NADH dehydrogenase and electrons are transferred to ubiquinone located within the inner membrane. Ubiquinone also receives electrons from FADH<sub>2</sub> which is transferred to *cytochrome c* via *cytochrome bc<sub>1</sub>* complex.
- When the electrons pass from one carrier to another via electron transport chain,

they produce ATP from ADP and inorganic phosphate. The number of ATP molecules synthesized depends upon electron donor.

- Oxidation of one molecule of NADH gives rise to 3 molecules of ATP, while oxidation of one molecule of  $FAD_2$  produce two molecules of ATP.

Oxidative phosphorylation	Photophosphorylation
<p><b>a)</b> It occurs in respiration process.</p> <p><b>b)</b> Energy of oxidation-reduction is used for production of proton gradient required for phosphorylation.</p>	<p><b>a)</b> It occurs in photosynthesis.</p> <p><b>b)</b> Light energy is utilized for production of proton gradient for phosphorylation.</p>



- The energy released during ETC is used to make ATP with the help of ATP synthase, which consists of two major parts F1 and F0.
- F1 is a peripheral membrane protein complex having site for synthesis of ATP from ADP and inorganic phosphate. F0 is integral membrane protein that form channel for proton.
- For each ATP produced  $2H^+$  passes through F0 from the intermembrane space to the matrix down the electrochemical proton gradient.

Fermentation	Aerobic Respiration
--------------	---------------------

<p><b>a.</b> It accounts for incomplete oxidation of glucose.</p> <p><b>b.</b> In fermentation, there is net gain of only two molecules of ATP.</p> <p><b>c.</b> NADH is oxidized to NAD<sup>+</sup> very slowly.</p>	<p><b>a.</b> It accounts for complete oxidation of glucose.</p> <p><b>b.</b> In aerobic respiration, there is more net gain of ATP.</p> <p><b>c.</b> NADH is oxidized to NAD<sup>+</sup> very fast.</p>
---	---

### Amphibolic Pathway

- Glucose is the favored substrate for respiration. All carbohydrates are usually converted into glucose before used for respiration.
- Fats needs to be broken down into glycerol and fatty acid, which is further broken converted into Acetyl CoA and enter the respiratory pathway.
- Proteins are broken into amino acids and further enter into Krebs cycle.
- Breaking down process within living organism is called catabolism and synthesis process is called anabolism process. So, respiration is an Amphibolic pathway.